

600SPF

特征

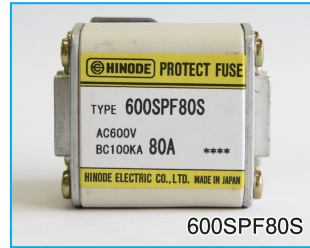
- 大容量 1750A
- 通过使用铜条而更易于配线的方形类型
- 标准装备有熔断显示功能
- 可选择安装微动开关

额定

额定电压·分断容量：AC600V-100KA
DC450V(L/R3ms)-100KA

最小分断电流：AC600V/DC450V-额定电流的5倍

最大起弧电压：1200V



UL标准认定额定

额定电压·分断容量：述标准额定通用

注意

- 请在参考末尾的“为了安全使用”“PROTECT FUSE 使用指南”进行使用。
- 熔断显示的最小工作电压为10V。

规格

标准规格品

Ta=25°C

Type	额定电流 (A)	熔断I ² t (×10 ³ A ² s)	全分断I ² t (×10 ³ A ² s) at AC600V-100KA	功率损耗 (W)	尺寸(mm)					质量 (g)	Fig	通过标准
					A	B	C	D	M			
600SPF80S	80	0.5	3.5	13	A1=30 A2=43	53	27	50	M8 Depth 8	210	1	—
600SPF100S	100	0.8	6.5	16								
600SPF125S	125	1.2	9.5	17								
600SPF160S	160	1.8	14.5	21								
600SPF200S	200	3.1	25.0	30	51	53	38	61	420			
600SPF250S	250	4.8	38.0	35								
600SPF315S	315	7.0	56.0	40	60	53	43	66	M10 Depth 10	630		
600SPF350S	350	12.5	100.0	47								
600SPF400S	400	16.0	140.0	55	75	53	51	75	M12 Depth 12	1010		
600SPF500S	500	24.0	205.0	60								
600SPF600S	600	33.0	290.0	70	100	58	63	87	1830			
600SPF630S	630	44.0	400.0	85								
600SPF700S	700	56.0	535.0	95	75	73	51	75	2430	2		
600SPF800S	800	70.0	670.0	110								
600SPF900S	900	94.0	900.0	115	100	58	63	87	3700	3		
600SPF1000S	1000	111.0	1060.0	135								
600SPF1250P1S	1250	174.0	1580.0	180	75	73	51	75	5200	3		
600SPF1500PS	1500	280.0	2700.0	200	75	73	51	75	5200	3		
600SPF1750PS	1750	450.0	4500.0	250	100	78	63	87	5200	3		

UL规格品

Type	额定电流 (A)	熔断I ² t (×10 ³ A ² s)	全分断I ² t (×10 ³ A ² s) at AC600V-100KA	功率损耗 (W)	尺寸(mm)					质量 (g)	Fig	通过标准
					A	B	C	D	M			
600SPF100SUL	100	0.8	6.5	16	A1=30 A2=43	53	27	50	M8 Depth 8	210	1	UL
600SPF125SUL	125	1.2	9.5	17								
600SPF160SUL	160	1.8	14.5	21								
600SPF200SUL	200	3.1	25.0	30								
600SPF250SUL	250	4.8	38.0	35	51	53	38	61	420			
600SPF315SUL	315	7.0	56.0	40								
600SPF350SUL	350	12.5	100.0	47	60	53	43	66	M10 Depth 10	630		
600SPF400SUL	400	16.0	140.0	55								
600SPF500SUL	500	24.0	205.0	60	75	53	51	75	M12 Depth 12	1010		
600SPF600SUL	600	33.0	290.0	70								
600SPF630SUL	630	44.0	400.0	85	100	58	63	87	1830			
600SPF700SUL	700	56.0	535.0	95								
600SPF800SUL	800	70.0	670.0	110	75	73	51	75	2430	2		
600SPF900SUL	900	94.0	900.0	115								
600SPF1000SUL	1000	111.0	1060.0	135	100	58	63	87	3700	3		
600SPF1250SUL	1250	174.0	1580.0	180								
600SPF1500SUL	1500	280.0	2700.0	200	75	73	51	75	5200	3		
600SPF1750SUL	1750	450.0	4500.0	250	100	78	63	87	5200	3		

外形尺寸

Fig 1

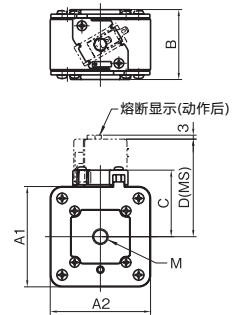


Fig 2

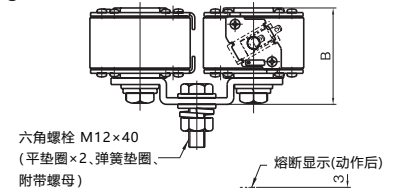
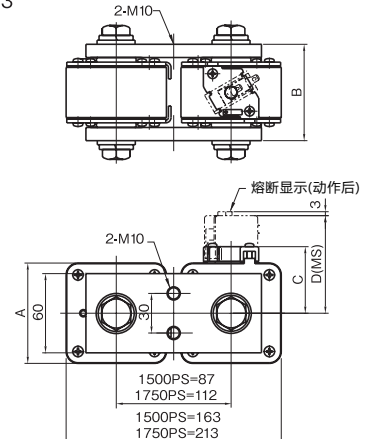
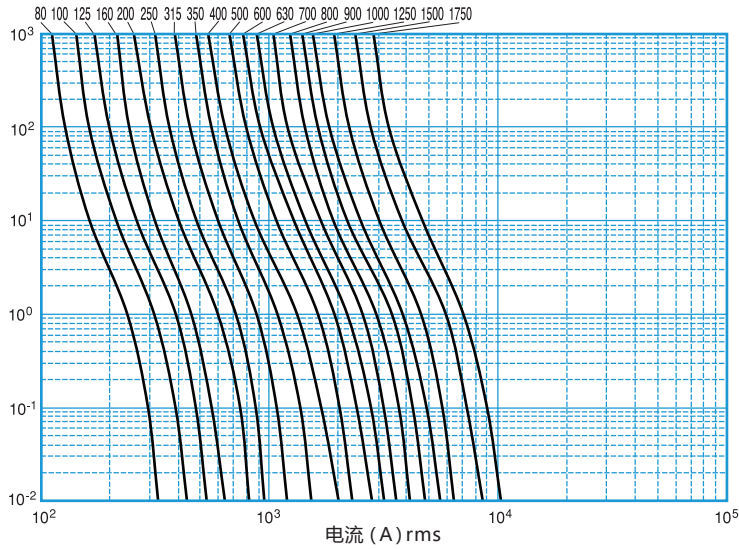


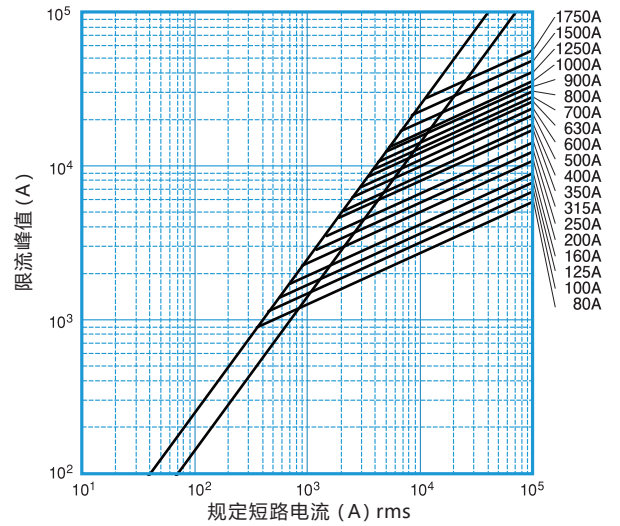
Fig 3



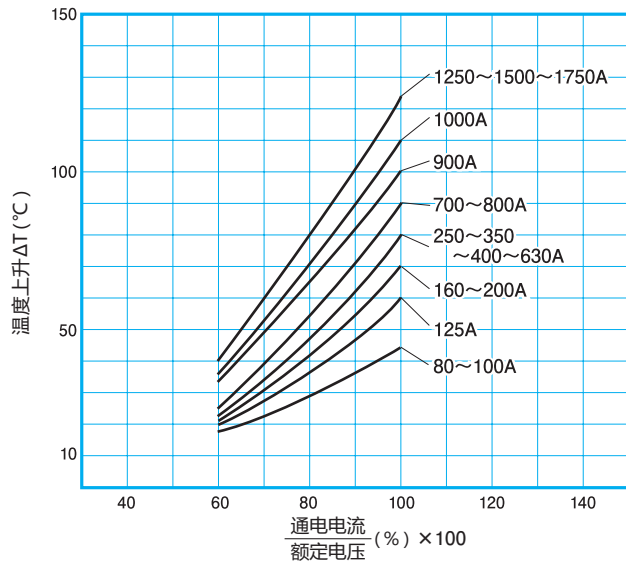
熔断特性



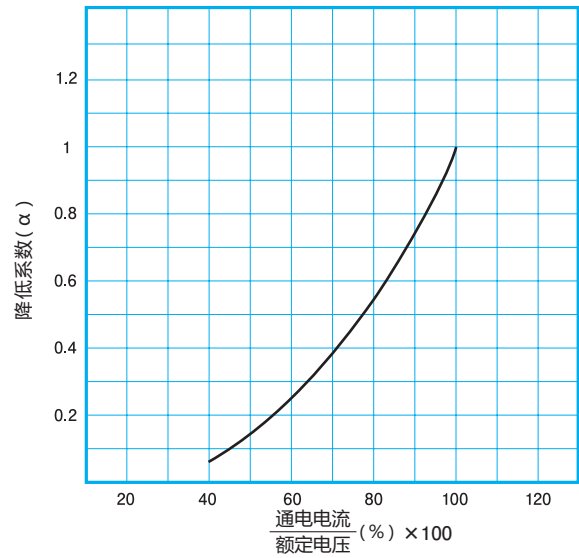
限流特性



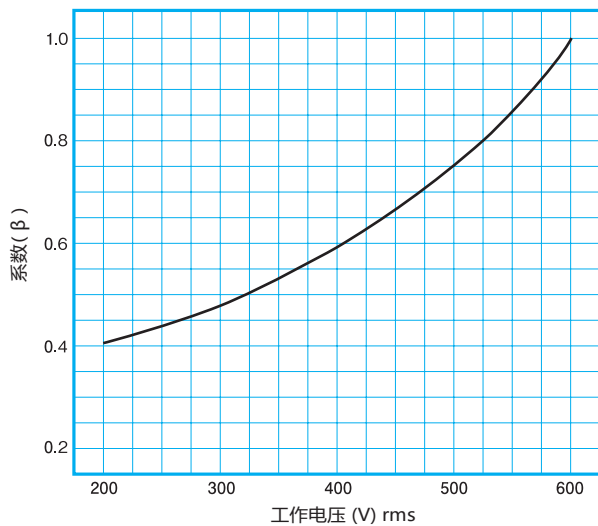
温度上升



功率损耗



交流工作电压全分断 I²t



直流电路应用

