

# 700CF/800CF/1000CF

## FEATURES

- 800V DC prepared for the regeneration voltage of 400V servos/inverters.  
\*800CF
- Designed for small-capacity power-supply lines of a high-pressure inverter.

## RATING

### ● Rating 700CF- 35 to 40 A

Rated voltage and blocking capacity : 700V AC-100kA, 700V DC (L/R = 10ms)-100kA  
Minimum block-off current : 700V AC/DC - 4 times the rated amperage  
Maximum arc voltage : 1400V

### ● Rating 800CF- 5 to 30 A

Rated voltage and blocking capacity : 700V AC-100kA, 800V DC (L/R = 10ms)-10kA  
Minimum block-off current : 700V AC/800V DC - 4 times the rated amperage  
Maximum arc voltage : 1600V

### ● Rating 1000CF

Rated voltage and blocking capacity: 1000V AC-100kA  
Minimum block-off current: 1000V AC - 4 times the rated amperage  
Maximum arc voltage: 2000V



## UL standard approved rating

When applying the standard to UL standard approved items, use the fuse in the following rating.

### ● 800CF

Rated voltage and blocking capacity : 660V AC -10kA  
800V DC (L/R = 10ms)-10kA

### CAUTION!

- Read "FOR SAFE USE" and "PROTECT FUSE USER'S GUIDE" at the back of this catalog before use.
- A small fuse may generate a relatively large amount of heat, so a fuse with sufficient capacity is recommended for long, continuous use.
- Fusing indication function is not provided.

## Specifications 700CF/800CF

Ta=25°C

Type	Rated Amperage (A)	Fusing I <sup>2</sup> t (A <sup>2</sup> S)	Shutdown I <sup>2</sup> t (A <sup>2</sup> S) at AC660V-10KA	Shutdown I <sup>2</sup> t (A <sup>2</sup> S) at AC700V-100KA	Power Loss (W)	Weight (g)	Standard Approved
800CF-5UL	5	2	28	36	1.1	24	
800CF-10UL	10	6	80	110	2.6		
800CF-15UL	15	12	160	225	3.0		
800CF-20UL	20	25	310	360	6.0		
800CF-25UL	25	43	390	650	6.5		
800CF-30UL	30	67	530	1000	7.0		
700CF-35	35	93	—	1300	7.5		
700CF-40	40	121	—	1690	7.5	—	

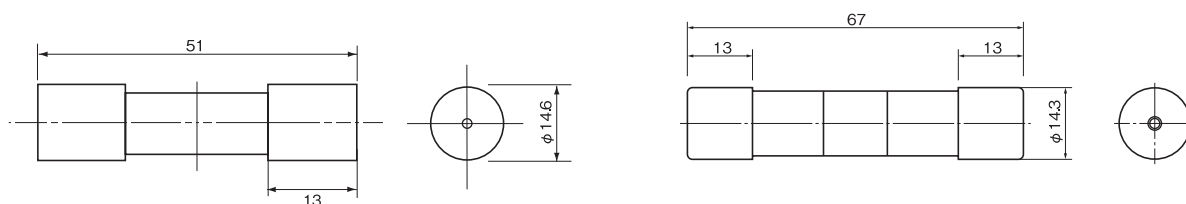
## Specifications 1000CF

Ta=25°C

Type	Rated Amperage (A)	Fusing I <sup>2</sup> t (A <sup>2</sup> S)	Shutdown I <sup>2</sup> t (A <sup>2</sup> S) at AC1000V-100KA	Power Loss (W)	Weight (g)	Standard Approved
1000CF-5	5	1.2	21	2.1	28	—
1000CF-10	10	4.9	83	3.2		
1000CF-15	15	19.6	332	6.6		
1000CF-20	20	44.2	750	7.2		
1000CF-30	30	123.0	2000	7.6		
1000CF-35	35	177.1	3000	8.3		

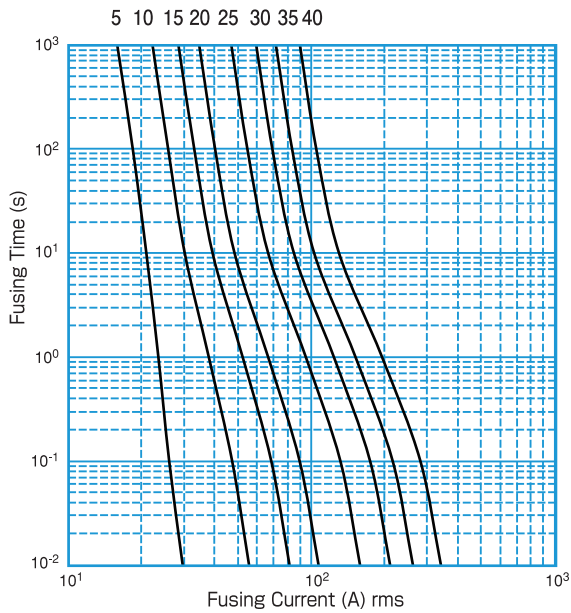
## Dimensions 700CF/800CF

## 1000CF

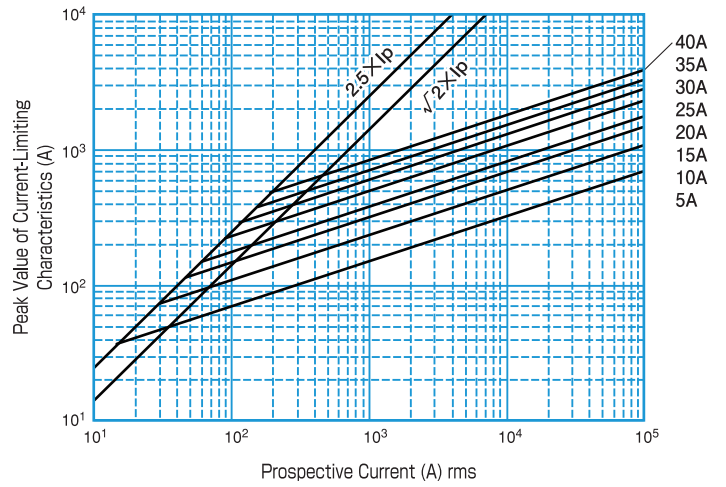


## 700CF/800CF

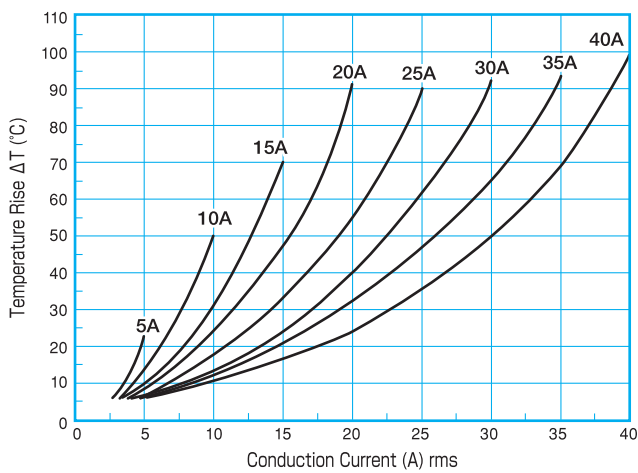
Fusing Characteristics



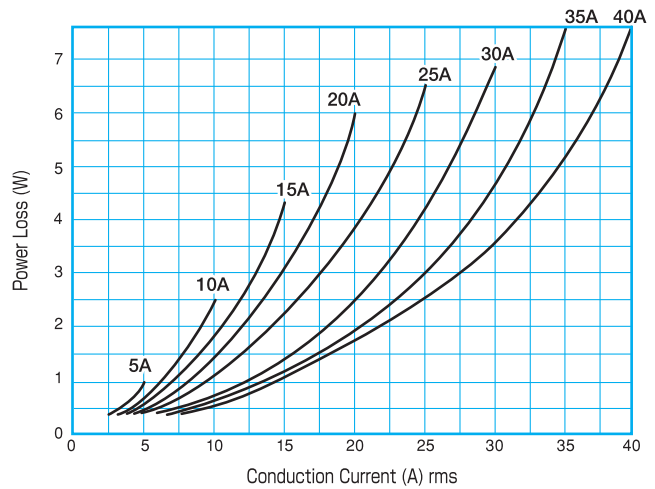
Current-Limiting Characteristics



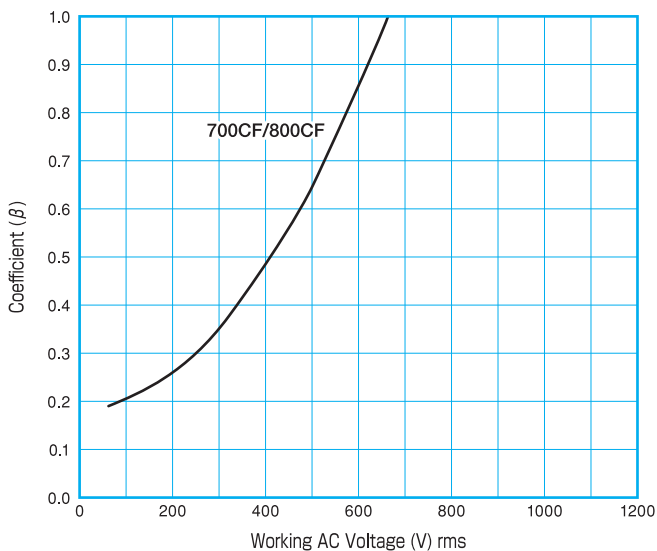
Temperature Rise



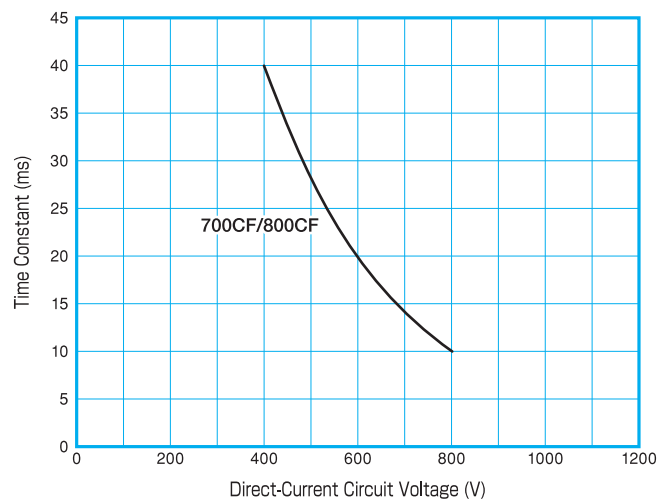
Power Loss



Shutdown I<sub>pt</sub> Against Working AC Voltage

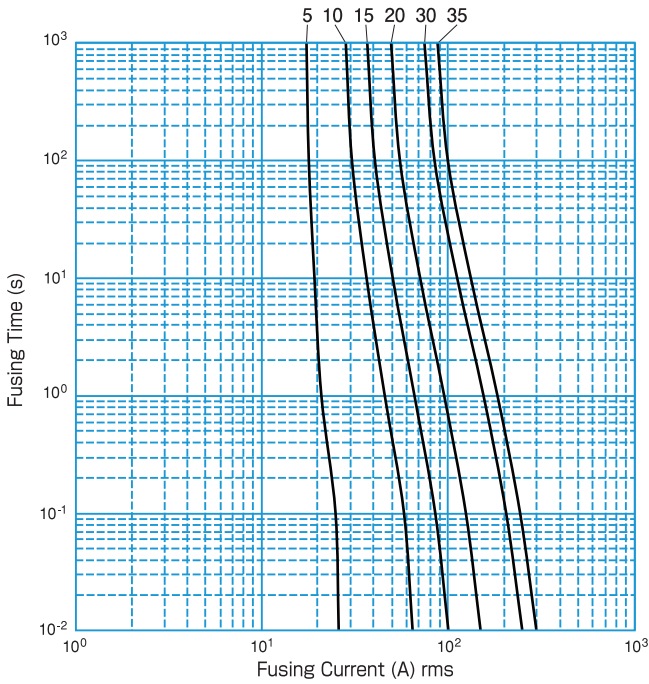


Application to Direct-Current Circuit

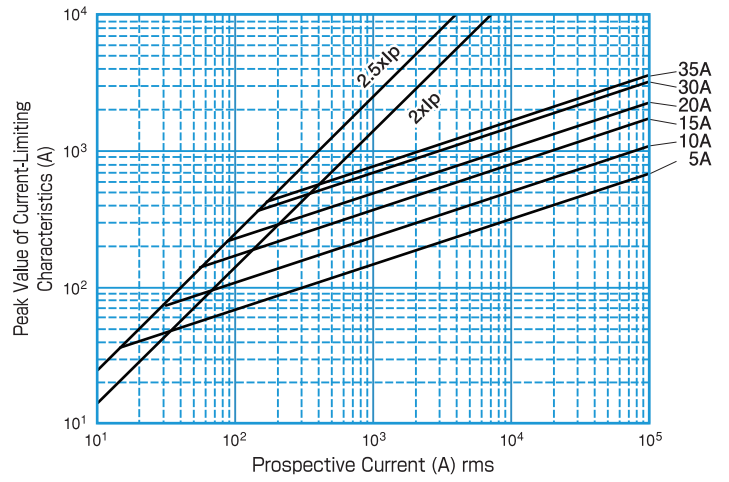


# 1000CF

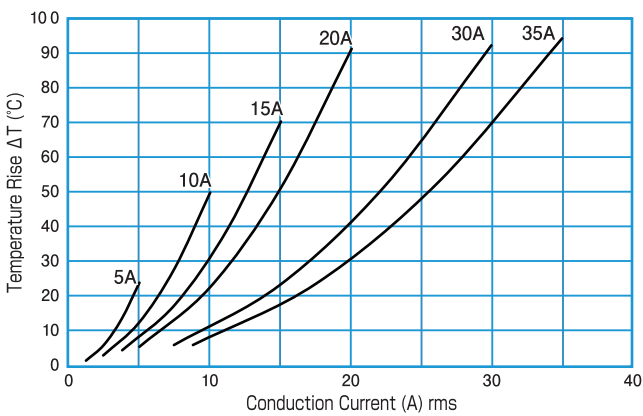
Fusing Characteristics



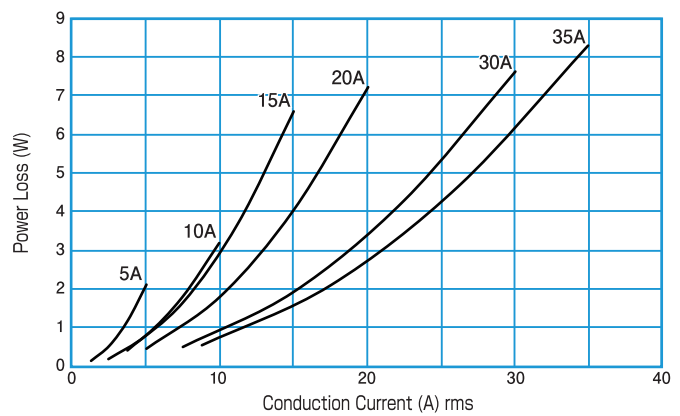
Current-Limiting Characteristics



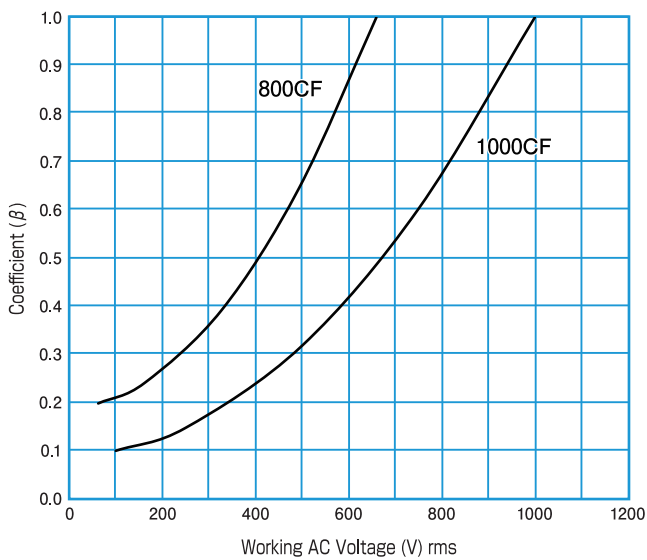
Temperature Rise



Power Loss



Shutdown I<sup>2</sup>t Against Working AC Voltage



Application to Direct-Current Circuit

